

## On swap rate dynamics: to freeze or not to freeze?

R. M. Gaspar & R. Pimentel

To cite this article: R. M. Gaspar & R. Pimentel (2017) On swap rate dynamics: to freeze or not to freeze?, International Journal of Computer Mathematics, 94:11, 2208-2222, DOI: [10.1080/00207160.2016.1247441](https://doi.org/10.1080/00207160.2016.1247441)

To link to this article: <http://dx.doi.org/10.1080/00207160.2016.1247441>



Accepted author version posted online: 17 Oct 2016.  
Published online: 07 Nov 2016.



Submit your article to this journal [↗](#)



Article views: 37




View related articles [↗](#)



View Crossmark data [↗](#)



# On swap rate dynamics: to freeze or not to freeze?

R. M. Gaspar <sup>a</sup> and R. Pimentel<sup>b</sup>

<sup>a</sup>CEMAPRE, ISEG, Universidade de Lisboa, Lisboa, Portugal; <sup>b</sup>CEMAT, Técnico Lisboa, Universidade de Lisboa, Lisboa, Portugal

## ABSTRACT

We explore the implications of a common market and academic practice which is known as ‘freezing the drift’ when dealing with swap interest rate dynamics. In mathematical terms this can be better understood as imposing a low variance martingale (LVM) assumption. We look into the LVM assumption implications, both on the shape and dynamics for default-free yield curves. We show that the LVM assumption is equivalent to consider future yield curves are nothing but deterministic translations of the initial curve. For the particular case of the Nelson–Siegel yield curve calibration, we show the LVM assumption requires a deterministic parameter’s evolution and, thus, imposes the need to constantly recalibrate the model. Finally, based upon European Central Bank historical data on evolution of the default-free Euro area yield curve, we illustrate periods in which the LVM may be applicable and others in which is not.

## ARTICLE HISTORY

Received 20 October 2015  
Accepted 7 July 2016

## KEYWORDS

Drift freeze; low variance martingale; instantaneous forward rate; yield curve; Nelson Siegel model

## 2010 AMS SUBJECT CLASSIFICATIONS

91G30; 91G70; 91B84

## 1. Introduction

It is hard to deal with the dynamics of swap interest rates, regardless of the chosen interest rate model. The difficulty arises because swap rate dynamics have an elaborate drift expression, under the martingale measures needed to compute prices or hedge most interest rate derivatives.

The standard practice is, thus, ‘to freeze the drift’, that is, to assume that some processes can be approximated by their initial values. Freezing the drift was first proposed by Brace *et al.* [5] for the pricing of swaptions under the context of the lognormal forward–Libor model or Libor market model (LMM) and has been used by several authors ever since. For some recent papers that use this assumption in various contexts, we refer to Beveridge and Joshi [1], Chen and Sandman [9], Gerzelak and Oosterlee [14] or Mahfoudhi [16].

Freezing the drift allows for great computational ease and to handle various fixed income products in a consistent way. Concretely, under this assumption, it is possible:

- to show that, for LMM, the swap interest rates are approximately lognormal, which result in the fusion of all interest rate market models (see [5,10]);
- to extend the LMM to include more realistic forward volatilities (see [4]);
- to compute, for affine term structure models, closed-form swaption prices (see [21]) and convexity adjustments (see [13]).

Despite its industry popularity and a growing literature that simply ‘freezes the drift’, there are only few studies focusing on the financial implications of this assumption, either from a theoretical view point or from an empirical perspective.

The studies that do exist tend to look at the accuracy of the approximation that results from freezing the drift, for the pricing of a *particular product*, given the choice of a *particular interest rate model*. In the context of the LMM, some authors – see [6,11,19,20] or [7] – argue that freezing the drift can be justified. On the other hand, Kurbanmuradov *et al.* [15] shown that it does not yield acceptable results for exotic derivatives and long time horizons.

The existing results are limited because they focus on *particular* products and/or models. Although, ‘freezing the drift’ may provide accurate price approximations for some products, it will not for others, such as exotics. Also, if we take a model – say the LMM as given – we are already assuming forward rates are lognormal and it could be that under that particular context, freezing the drift is not that bad. But what about in general? Or in real life? Is freezing the drift of swap rates a realistic assumption?

This paper contributes to the literature by answering the above questions and by taking a different perspective. We do not take into account any particular interest rate product and/or model, instead we look into the assumption *per se*. We formally state it and analyse its implications in terms of the shape and dynamics of the default-free yield curve.

The remain of this paper is organized as follows. Section 2 briefly introduces the notation and our setup. It starts by reviewing some basic concepts on swap interest rates and the swap martingale measure. It then shows freezing the drift is equivalent to assuming some processes are low variance martingales (LVM) under the swap martingale measure and formally states the LVM assumption. Section 3 presents the key theoretical results on the implications of the LVM to the shape and dynamics of default-free yield curves. In Section 4 we focus on the Nelson Siegel parameterization for calibrating yield curves and prove that the LVM implies constant (but deterministic) recalibration of the model. In Section 5 we take an empirical perspective. Based upon historical calibrations of the Euro zone default-free yield curve, performed by the European Central Bank (ECB) we illustrate the (un)realism of having a LVM assumption. We show that if it is true that for some particular instances the true yield curve and the yield curve implied by the LVM are relatively close to one another, most of the times they are not. Section 6 concludes the paper summarizing the results and discussing their implications both for academic research and industry.

## 2. Notation and setup

Let us consider a fixed-for-floating forward-start interest rate swap (IRS) with contract date  $t_0$ .

The starting date of the first effective period of the swap is  $T_0$  and the payment dates are  $T_1, T_2, \dots, T_N$ , with  $t_0 < T_0 < T_1 < \dots < T_N$ . We define the tenor structure as  $\mathcal{T} = \{T_0, T_1, \dots, T_N\}$  and the year's fractions between the tenor's dates as  $\alpha_i = T_i - T_{i-1}$ , for  $i = 1, 2, \dots, N$  (see Figure 1).

Without loss of generality, we consider the nominal value equal to 1. For  $i = 1, 2, \dots, N$ , the floating leg pays at each time  $T_i$  the amount  $\alpha_i L(T_{i-1}, T_i)$ , where the LIBOR rate  $L(T_{i-1}, T_i)$  is observed at time  $T_{i-1}$  for the maturity  $T_i$ . The fixed leg pays the amount  $\alpha_i S(t_0, T)$ , where  $S(t_0, T)$  is a fixed interest rate contracted at time  $t_0$  for the tenor structure  $\mathcal{T}$ .

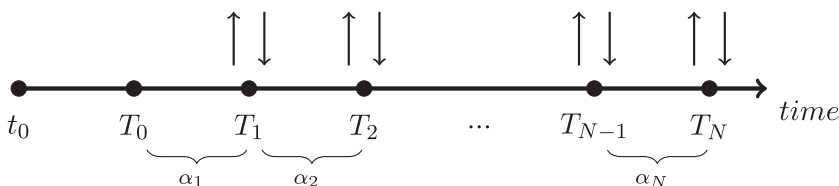


Figure 1. Forward-start IRS's timeline.

Given a tenor  $\mathcal{T}$  and for any date  $t$  before the first effective period  $T_0$ , that is,  $t < T_0$  and  $T_i \in \mathcal{T}$ , the forward swap rate  $S(t, \mathcal{T})$  is the fixed rate that makes the IRS a fair contract at that time  $t$ . We, thus, obtain

$$S(t, \mathcal{T}) = \frac{p(t, T_0) - p(t, T_N)}{P(t, \mathcal{T})}, \tag{1}$$

where  $p(t, T)$  is the price at time  $t$ , of a zero coupon bond that pays 1 at time  $T_i$  for  $T_i \in \mathcal{T}$ , and  $P(t, \mathcal{T})$  represents the price process of a portfolio of zero coupon bonds,

$$P(t, \mathcal{T}) = \sum_{i=1}^N \alpha_i p(t, T_i). \tag{2}$$

The portfolio price process,  $\mathbf{P}(\mathcal{T}) = \{P(t, \mathcal{T}) : t_0 \leq t < T_0\}$ , is known as the *swap level*.

Let us now consider the martingale measure where the *numeraire* is the swap level. This measure is usually called *swap measure* and we will represent it by  $\mathbb{Q}^{S(\mathcal{T})}$ , to reinforce the fact that it depends on the chosen tenor  $\mathcal{T}$ .

It becomes clear that the process of the swap rates  $\mathbf{S}(\mathcal{T}) = \{S(t, \mathcal{T}) : t_0 \leq t < T_0\}$  is a martingale under the swap measure, that is, for  $t_0 \leq s < t < T_0$ ,

$$\begin{aligned} E^{\mathbb{Q}^{S(\mathcal{T})}} [S(t, \mathcal{T}) | \mathcal{F}_s] &= E^{\mathbb{Q}^{S(\mathcal{T})}} \left[ \frac{p(t, T_0) - p(t, T_N)}{P(t, \mathcal{T})} \middle| \mathcal{F}_s \right] \\ &= \frac{p(s, T_0) - p(s, T_N)}{P(s, \mathcal{T})} \\ &= S(s, \mathcal{T}). \end{aligned}$$

For further details on swap martingale measures we refer to [2] or [8].

Let us now consider the ratio between each zero coupon bond price and the swap level, that is, for  $i = 1, 2, \dots, N$  and  $t_0 \leq t < T_0$ ,

$$X_i(t, \mathcal{T}) = \frac{p(t, T_i)}{P(t, \mathcal{T})}. \tag{3}$$

We can then conclude that, the processes  $\mathbf{X}_i(\mathcal{T}) = \{X_i(t, \mathcal{T}) : t_0 \leq t < T_0\}$  are also  $\mathbb{Q}^{S(\mathcal{T})}$  – martingales. That is,  $E^{\mathbb{Q}^{S(\mathcal{T})}} [X_i(t, \mathcal{T}) | \mathcal{F}_s] = X_i(s, \mathcal{T})$ , for each  $i = 1, 2, \dots, N$  and  $t_0 \leq s < t < T_0$ .

Furthermore, for  $\alpha_i = \alpha$ , for  $i = 1, \dots, N$  – which is common in financial markets where 6 month or 1 year seem to be the standard – then, for  $t_0 \leq t < T_0$ ,  $X_i$  can be further simplified to

$$X_i(t, \mathcal{T}) = \frac{1}{\alpha} \left( \frac{p(t, T_i)}{\sum_{j=1}^N p(t, T_j)} \right). \tag{4}$$

The ratio in brackets represents the proportion of the price of a zero coupon bond maturing at the payment date  $T_i$ ,  $p(t, T_i)$  over the sum of prices of all zero coupon bonds maturing at all payment dates  $T_1, \dots, T_N$  of the swap under consideration.

For the purpose understanding why it is so important to freeze the drift when dealing with swap rates and its connection to the processes  $\mathbf{X}_i(\mathcal{T}) = \{X_i(t, \mathcal{T}) : t_0 \leq t < T_0\}$ , we have a quick look at the dynamics of the swap rates. We follow the approach in [13] and take as given the risk-neutral dynamics of zero coupon bond prices

$$dp(t, T) = r_t p(t, T) dt + v(t, T) p(t, T) dW_t^{\mathbb{Q}}, \tag{5}$$

where  $r$  is the short interest rate,  $v$  is any adapted process and  $W$  is a Wiener process under the risk-neutral martingale measure denoted by  $\mathbb{Q}$ .

The dynamics in (5) is not restrictive as any stochastic interest rate model – no matter if it is a market model, a short rate model or a HJM-type model – imply some dynamics for zero coupon bonds and the key part of that dynamics is the volatility process  $v$ .

Given the dynamics in (5) and a concrete IRS with tenor  $\mathcal{T}$ , it is straightforward to derive the  $\mathbb{Q}$ -dynamics for the portfolio of bond prices that is swap level. Indeed, the dynamics of  $P(t, \mathcal{T})$  for  $t_0 \leq t < T_0$  is given by,

$$dP(t, \mathcal{T}) = r_t P(t, \mathcal{T}) dt + V(t, \mathcal{T}) P(t, \mathcal{T}) dW_t^{\mathbb{Q}}, \quad (6)$$

where we have the notation

$$V(t, \mathcal{T}) = \sum_{i=1}^N \frac{\alpha_i p(t, T_i) v(t, T_i)}{P(t, \mathcal{T})} = \sum_{i=1}^N X_i(t, \mathcal{T}) v(t, T_i),$$

and the dependence on  $X_i(t, \mathcal{T})$  in (3) becomes clear.

Using the above dynamics for zero coupon bond price and for swap level it is possible to derive, the swap rate  $S(t, \mathcal{T})$ . Under the swap measure,  $\mathbb{Q}^{S(\mathcal{T})}$ , the swap rate dynamics are given by

$$dS(t, \mathcal{T}) = \{v(t, T_0) X_0(t, \mathcal{T}) - v(t, T_N) X_N(t, \mathcal{T}) - [X_0(t, \mathcal{T}) - X_N(t, \mathcal{T})] V(t, \mathcal{T})\} dW_t^S.$$

Notice the diffusion term above is quite complex as  $X_0(t, \mathcal{T})$  and  $X_N(t, \mathcal{T})$  are as in (3).

Moreover, under any martingale measure other than the swap measure, the drift of the swap rate dynamics also depend on the processes  $X_i(\mathcal{T}) = \{X_i(t, \mathcal{T}) : t_0 \leq t < T_0\}$ , making simulations and pricing of interest rate products intractable.

This is the reason many practitioners and researchers opt for freezing the drift, which relies on considering

$$X_i(t, \mathcal{T}) \approx X_i(t_0, \mathcal{T}).$$

We start Section 3 by stating formally the assumption on the processes  $X_i(\mathcal{T}) = \{X_i(t, \mathcal{T}) : t_0 \leq t < T_0\}$ .

### 3. LVM assumption

Formally by freezing the drift one assumes the ratio between the price of a zero coupon bond and that of a portfolio of discount bonds is a LVM under the swap measure. Therefore, the ratio's value at each time may be approximated by its conditional expected value, particularly by its time zero value. The LVM assumption can be enunciated as follows.

**Assumption 3.1:** Let  $\mathcal{T} = \{T_0, T_1, \dots, T_N\}$  be a tenor associated to a forward-start IRS with contractual date  $t_0$ , and let  $X_i(\mathcal{T}) = \{X_i(t, \mathcal{T}) : t_0 \leq t < T_0\}$ , for  $i = 1, 2, \dots, N$ , be the processes, where  $X_i(t, \mathcal{T})$  is defined in (3).

The processes  $X_i(\mathcal{T})$ , for  $i = 1, 2, \dots, N$ , are low variance  $\mathbb{Q}^{S(\mathcal{T})}$  - martingales, that is, for  $i = 1, 2, \dots, N$  and  $t_0 \leq t < T_0$ ,

$$X_i(t, \mathcal{T}) \approx E^{\mathbb{Q}^{S(\mathcal{T})}}(X_i(t, \mathcal{T}) | \mathcal{F}_{t_0}) = X_i(t_0, \mathcal{T}).$$

Aiming at an interpretation of the LVM Assumption 3.1, we consider the case where  $\alpha_i = \alpha$ ,  $i = 1, \dots, N$ . The assumption states that  $X_i(t, \mathcal{T}) \approx X_i(t_0, \mathcal{T})$ ,  $i = 1, \dots, N$ , which means that for each time  $t$ , such that,  $t_0 \leq t < T_0$ , the proportion that the zero coupon bond with maturity  $T_i$  represents on the portfolio at time  $t$  is equal to the proportion at time  $t_0$ . In other words, we freeze the proportion at time  $t_0$ . To freeze is equivalent to consider that at each time  $t$  the zero coupon bond is obtained by

multiplying the portfolio at this time by the initial proportion. That is, the zero coupon bond with maturity  $T_i$  for any time  $t$  corresponds always to the same proportion of the portfolio at this time.

In the rest of this section we study the implications of the LVM assumption.

Let us introduce new simplifying notations,

$$D(t_0, t, T) = \frac{p(t, T)}{p(t_0, T)} \quad \text{and} \quad K(t_0, t, T) = \frac{P(t, T)}{P(t_0, T)}, \quad (7)$$

with  $t_0 \leq t < T_0$  and  $T \in \mathcal{T}$ , where  $D(t_0, t, T)$  (respectively,  $K(t_0, t, T)$ ) is the zero coupon bond price (respectively, portfolio price) at time  $t$  relative to its initial value.

Proposition 3.1 states our first LVM assumption implication.

**Proposition 3.1:** *Let  $\mathcal{T} = \{T_0, T_1, \dots, T_N\}$  be a tenor associated to a forward-start IRS with contract date  $t_0$ . The LVM Assumption 3.1 is equivalent to*

$$D(t_0, t, T_i) \approx K(t_0, t, T), \quad i = 1, 2, \dots, N,$$

for  $t_0 \leq t < T_0$ , where  $D(t_0, t, T_i)$  and  $K(t_0, t, T)$  are defined in (7).

**Proof:** Suppose that the LVM Assumption 3.1 holds, this means that for  $t_0 \leq t < T_0$ ,

$$X_i(t, T) \approx X_i(t_0, T), \quad i = 1, \dots, N.$$

Recalling the  $X_i(t, T)$  definition in (3), we can rewrite the LVM Assumption as follows:

$$\frac{p(t, T_i)}{P(t, T)} \approx \frac{p(t_0, T_i)}{P(t_0, T)}, \quad i = 1, 2, \dots, N,$$

which is equivalent to

$$\frac{p(t, T_i)}{p(t_0, T_i)} \approx \frac{P(t, T)}{P(t_0, T)}, \quad i = 1, 2, \dots, N.$$

Finally, taking into account (7) we conclude the proof. ■

Note that since  $K(t_0, t, T)$  does not depend on  $T_i$ , then the Proposition 3.1 also means that  $D(t_0, t, T_1) \approx D(t_0, t, T_2) \approx \dots \approx D(t_0, t, T_N)$ . In other words, Proposition 3.1 shows that, for each tenor  $\mathcal{T}$  and contract date  $t_0$ , the LVM assumption is equivalent to assuming that  $D(t_0, t, T_i)$  does not depend on  $T_i$ , for  $i = 1, 2, \dots, N$ . That is, it implicitly states that all zero coupon bonds included in the portfolio have the same price at time  $t$  relative to its initial value, no matter their maturity. Furthermore, this value is equal to the portfolio price at time  $t$  relative to its initial value.

At this point we want to explore the influence of the LVM Assumption on instantaneous forward interest rates. Let us remember the relation between zero coupon bonds and the instantaneous forward interest rate

$$p(t, T) = \exp\left(-\int_t^T f(t, u) du\right), \quad (8)$$

where  $f(t, u)$  represents the instantaneous forward interest rate at time  $t$  with maturity  $u$ , with  $t \leq u \leq T$ . Using the previous relation, we can rewrite  $D(t_0, t, T)$ , for  $t_0 \leq t < T_0$  and  $i = 1, 2, \dots, N$ , as

$$D(t_0, t, T_i) = \exp\left(\int_{t_0}^t f(t_0, u) du\right) \exp\left(\int_t^{T_i} [f(t_0, u) - f(t, u)] du\right). \quad (9)$$

**Corollary 3.1:** Let  $\mathcal{T} = \{T_0, T_1, \dots, T_N\}$  be a tenor associated to a forward-start IRS with contract date  $t_0$ . If the LVM Assumption 3.1 holds, instantaneous forward interest rate with different contract dates but with the same maturity have approximately the same value. Namely,

$$f(t, T) \approx f(t_0, T), \quad t_0 \leq t < T_0, \quad T \in [T_1, T_N].$$

**Proof:** Considering  $t \in [t_0, T_0[$  and  $i, j \in \{1, 2, \dots, N\}$  with  $i < j$ , if the LVM Assumption 3.1 holds, by the Proposition 3.1,  $D(t_0, t, T_i) \approx D(t_0, t, T_j)$ . Taking into account (9), this is equivalent to

$$\int_t^{T_i} [f(t_0, u) - f(t, u)] du \approx \int_t^{T_j} [f(t_0, u) - f(t, u)] du,$$

which implies that

$$\int_{T_i}^{T_j} [f(t_0, u) - f(t, u)] du \approx 0, \quad \forall i, j \in \{1, 2, \dots, N\}, \quad i < j, \quad t_0 \leq t < T_0. \quad (10)$$

Considering  $g(u) = f(t_0, u) - f(t, u)$ , for  $u \in [T_1, T_N]$ , and omitting the dependence on  $t_0$  and  $t$ , Equation (10) is equivalent to

$$\int_{T_i}^{T_j} g(u) du \approx 0, \quad \forall i, j \in \{1, 2, \dots, N\}, \quad i < j.$$

The function  $g$  is the difference of two continuous functions, then  $g$  is still continuous.

- If  $g(u) \geq 0$  or  $g(u) \leq 0$  for  $u \in [T_i, T_j]$ , given that  $\int_{T_i}^{T_j} g(u) du \approx 0$ , then  $g(u) \approx 0$ , for  $u \in [T_i, T_j]$ .
- If  $g$  does not have the same signal in the interval  $[T_i, T_j]$ , there are intervals where  $g$  is positive, negative or null. Without loss of generality, let us suppose that there is  $S \in [T_i, T_j]$ , such that  $g(S) = 0$ , with  $g(u) \geq 0$ ,  $u \in [T_i, S]$  and  $g(u) \leq 0$ ,  $u \in [S, T_j]$ . We assume that there is a IRS, contracted at time  $t_0$ , with a tenor which only differ from the original IRS on one date. That is, the new IRS has one more payment date at time  $S$ . Then, using the same reasoning,

$$\int_{T_i}^S g(u) du \approx 0 \quad \text{and} \quad \int_S^{T_j} g(u) du \approx 0,$$

which, along with  $g(u) \geq 0$ ,  $u \in [T_i, S]$  and  $g(u) \leq 0$ ,  $u \in [S, T_j]$ , results in  $g(u) \approx 0$  for  $u \in [T_i, T_j]$ .

We conclude that  $g(u) \approx 0$ , for  $u \in [T_i, T_j]$ ,  $\forall i, j \in \{1, 2, \dots, N\}$ ,  $i < j$ , which implies that  $g(u) \approx 0$ ,  $u \in [T_1, T_N]$ . Remembering the definition of  $g$  function, we obtain  $f(t_0, T) - f(t, T) \approx 0$ , for  $T \in [T_1, T_N]$ , which completes the proof. ■

The previous corollary says that, under the LVM assumption, the instantaneous forward rate depends only on the maturity and not on the date where it is evaluated. This implies that we obtain equal instantaneous forward rates for very different lengths of time to maturity. For instance, let us consider a 5 years annual forward-start IRS contract today that start in 1 year. The LVM assumption implies that the instantaneous forward interest rate today for 2 years is the same in 3 months for 1 year and 9 months and the same in 6 months for 1 year and half, and so on. In general, it is not expected to observe this type of restrictive relations in the real market.

Using the definition of the forward swap rate and the relation between the zero coupon bond, the spot interest rate and the instantaneous forward interest rate, we can obtain the following result.

**Corollary 3.2:** Let  $\mathcal{T} = \{T_0, T_1, \dots, T_N\}$  be a tenor associated to a forward-start IRS with contractual date  $t_0$ . If the LVM Assumption 3.1 holds, the forward swap rate at time  $t$  is approximately equal to the forward spot rate at time  $t_0$ , that is, for  $t_0 \leq t < T_0$

$$S(t, T) \approx S(t_0, T).$$

**Proof:** Given Equation (8) and Corollary 3.1, we obtain for  $t_0 \leq t \leq T$  and  $T \in \mathcal{T}$ ,  $p(t_0, T) \approx p(t_0, t) \times p(t, T)$ . Using this equality and Equations (1) and (2) we conclude the proof. ■

Based on this corollary we concluded that the forward swap rate at time  $t$  is determined by the forward swap rate at time  $t_0$ . Once again, this is not an expected behaviour on real life markets.

Now, we move into the implications of the LVM Assumption for the shape and dynamics of the term structure of instantaneous forward rates. For this, we need to compare several instantaneous forward rates, with different contract dates, but with the same time to maturity. In order to do that, it is convenient to use the Musiela parameterization [17], in which  $f_t(\tau)$  represents the instantaneous forward rate with time to maturity  $\tau$  and contract date  $t$ .

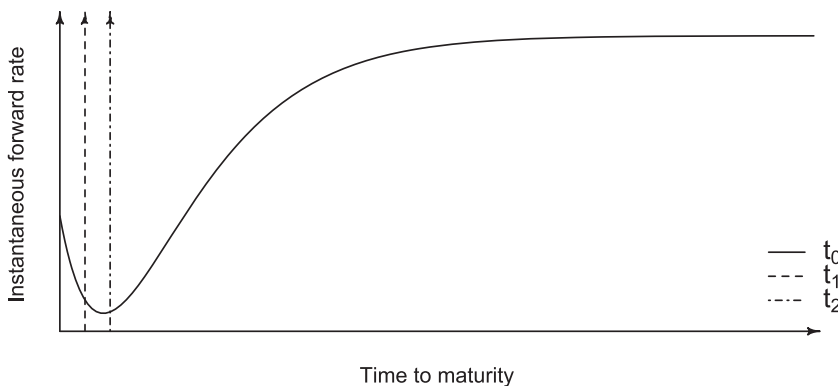
**Corollary 3.3:** Let  $\mathcal{T} = \{T_0, T_1, \dots, T_N\}$  be a tenor associated to a forward-start IRS with contractual date  $t_0$ . If the LVM Assumption 3.1 holds,

$$f_t(\tau) \approx f_{t_0}(\tau + (t - t_0)), \quad t_0 \leq t < T_0, \quad T_1 - t < \tau < T_N - t.$$

This means that the graphic of  $f_t$  is approximately obtained from the graphic of  $f_{t_0}$  by a horizontal translation associated to the vector  $\vec{v} = (-(t - t_0), 0)$ .

**Proof:** Using the Musiela's notation, we notice that Corollary 3.1 can be written as  $f_t(T - t) \approx f_{t_0}(T - t_0)$ , for  $t_0 \leq t < T_0$  and  $T_1 \leq T \leq T_N$ . Applying the change of variable  $\tau = T - t$ , we obtain  $f_t(\tau) \approx f_{t_0}(\tau + (t - t_0))$ , with  $\tau \in ]T_1 - t, T_N - t[$ . ■

With this graphical approach it is clear that the LVM assumption freezes the instantaneous interest rate curve at time  $t_0$ . The following curves, until the swap starts, are part of the first curve. In an informal way, we can look at it as the vertical axis moving to the right while the curve stays 'frozen', as it is illustrated in Figure 2. Clearly, this is not an acceptable supposition because it means that at time  $t_0$  we know a portion of the curve in future times.



**Figure 2.** Yield curves at times  $t_0, t_1$  and  $t_2$ , assuming that the LVM assumption holds for a forward-start IRS with contractual date  $t_0$  and initial date  $T_0$ , with  $t_0 < t_1 < t_2 < T_0$ .



#### 4. Nelson Siegel model

Nelson and Siegel (NS) [18] suggested the most well-known parameterization for the calibration of the instantaneous forward rates curve.

Their parameterization take instantaneous forward rates at any time  $t$  as linear combinations of three components. Each of these components are functional forms of time-to-maturity  $\tau$  and a scale parameter  $\lambda$ .

Concretely, the NS parameterization is given by

$$f_t(\tau, b_t) = \beta_{0,t} + \beta_{1,t} \exp\left(-\frac{\tau}{\lambda_t}\right) + \beta_{2,t} \left(\frac{\tau}{\lambda_t}\right) \exp\left(-\frac{\tau}{\lambda_t}\right), \quad \tau > 0, \quad (11)$$

which can be rewritten as follows:

$$f_t(\tau, b_t) = \beta_{0,t} + \left[\beta_{1,t} + \frac{\tau}{\lambda_t} \beta_{2,t}\right] \exp\left(-\frac{\tau}{\lambda_t}\right), \quad \tau > 0.$$

At any moment  $t$  calibration of this parameterization to market data requires optimizing the vector of parameters  $b_t = (\beta_{0,t}, \beta_{1,t}, \beta_{2,t}, \lambda_t)$ , with  $\lambda_t > 0$ . Therefore, we opt for notation  $f_t(\cdot, b_t)$  instead of  $f_t(\cdot)$ .

When the time to maturity approaches zero, the forward rate approaches the constant  $\beta_{0,t} + \beta_{1,t}$ ,

$$\lim_{\tau \rightarrow 0^+} f_t(\tau, b_t) = \beta_{0,t} + \beta_{1,t}$$

and when the time to maturity approaches infinity, the forward rate approaches the constant  $\beta_{0,t}$ ,

$$\lim_{\tau \rightarrow \infty} f_t(\tau, b_t) = \beta_{0,t},$$

which means that the line  $y = \beta_{0,t}$  is a horizontal asymptote of the graph of  $f_t$ , for large values of  $\tau$ .

We determine the first and the second derivatives with respect to  $\tau$ , respectively,

$$f_t'(\tau, b_t) = -\frac{1}{\lambda_t} \left[\beta_{1,t} + \beta_{2,t} \left(\frac{\tau}{\lambda_t} - 1\right)\right] \exp\left(-\frac{\tau}{\lambda_t}\right)$$

and

$$f_t''(\tau, b_t) = \frac{1}{\lambda_t^2} \left[\beta_{1,t} + \beta_{2,t} \left(\frac{\tau}{\lambda_t} - 2\right)\right] \exp\left(-\frac{\tau}{\lambda_t}\right).$$

If  $\beta_{2,t} = 0$ , once  $\lambda_t > 0$ , the shape of  $f_t$ 's graph only depends on  $\beta_{1,t}$ . In particular,

- if  $\beta_{1,t} = 0$ , then  $f_t$  is a constant function equal to  $\beta_{0,t}$ , that is, the term structure is flat;
- if  $\beta_{1,t} > 0$ , then  $f_t$  is a decreasing function with concave upwards;
- if  $\beta_{1,t} < 0$ , then  $f_t$  is an increasing function with concave downwards.

If  $\beta_{2,t} \neq 0$ , the monotony of  $f_t$  depends on the signal of  $-(\beta_{2,t}/\lambda_t)\tau + (\beta_{2,t} - \beta_{1,t})$  and whenever  $\beta_{1,t}/\beta_{2,t} < 1$  the extreme is attained at  $\tau^* = \lambda_t(1 - \beta_{1,t}/\beta_{2,t})$ . Furthermore, the  $f_t$ 's concavity depends on the signal of  $(\beta_{2,t}/\lambda_t)\tau + (\beta_{1,t} - 2\beta_{2,t})$  and whenever  $\beta_{1,t}/\beta_{2,t} < 2$  the inflection point is attained at  $\tau^{**} = \lambda_t(2 - \beta_{1,t}/\beta_{2,t})$ .

We analyse the different graphs of  $f_t$ , depending on the relation between  $\beta_{1,t}$  and  $\beta_{2,t}$ . For instance, for  $\beta_{2,t} > 0$  or  $\beta_{2,t} < 0$ , respectively,

- if  $\beta_{1,t}/\beta_{2,t} < 1$ , the  $f_t$ 's graph has a hump shape or a  $U$  shape;
- if  $1 \leq \beta_{1,t}/\beta_{2,t} < 2$ , the  $f_t$  is a decreasing or an increasing function;

- if  $\beta_{1,t}/\beta_{2,t} \geq 2$ , the  $f_t$  is a decreasing function with concave upwards or an increasing function with concave downwards.

The previous analysis highlights the different shapes the term structure can exhibit, depending on the chosen parameters. Each parameter can be associated with an economic interpretation:  $\beta_{0,t}$  is a level parameter – the long-term rate;  $\beta_{1,t}$  is a slope parameter – the spread short/long term;  $\beta_{2,t}$  is a curvature parameter;  $\lambda_t$  is a scale parameter.

Until now we have been studying the specificities of the Nelson Siegel model. At this moment we will investigate the LVM consequences in this model.

**Proposition 4.1:** *Let  $\mathcal{T} = \{T_0, T_1, \dots, T_N\}$  be a tenor associated to a forward-start IRS with contract date  $t_0$ . If the LVM Assumption 3.1 holds, the relation between the vectors of parameters in Nelson Siegel model at times  $t_0$  and  $t$ ,  $b_{t_0} = (\beta_{0,t_0}, \beta_{1,t_0}, \beta_{2,t_0}, \lambda_{t_0})$  and  $b_t = (\beta_{0,t}, \beta_{1,t}, \beta_{2,t}, \lambda_t)$ , with  $t_0 < t < T_0$ , is given by*

$$\begin{aligned} \lambda_t &= \lambda_{t_0} \\ \beta_{0,t} &= \beta_{0,t_0} \\ \beta_{1,t} &= \left( \beta_{1,t_0} + \beta_{2,t_0} \frac{t - t_0}{\lambda_{t_0}} \right) e^{-(t-t_0)/\lambda_{t_0}} \\ \beta_{2,t} &= \beta_{2,t_0} e^{-(t-t_0)/\lambda_{t_0}} \end{aligned}$$

**Proof:** Considering  $t_0$  and  $t$ , such that,  $t_0 < t < T_0$ , and  $b_{t_0} = (\beta_{0,t_0}, \beta_{1,t_0}, \beta_{2,t_0}, \lambda_{t_0})$ , from the Nelson Siegel model we have

$$f_{t_0}(\tau, b_{t_0}) = \beta_{0,t_0} + \left[ \beta_{1,t_0} + \beta_{2,t_0} \frac{\tau}{\lambda_{t_0}} \right] \exp\left(-\frac{\tau}{\lambda_{t_0}}\right), \quad \tau > 0. \tag{12}$$

On the one hand, due to the Corollary 3.3 we know that

$$f_t(\tau) = f_{t_0}(\tau + (t - t_0)), \quad \forall \tau \in ]T_1 - t, T_N - t[,$$

which implies that, for  $\tau \in ]T_1 - t, T_N - t[$ ,

$$f_t(\tau, b_t) = \beta_{0,t_0} + \left[ \left( \beta_{1,t_0} + \beta_{2,t_0} \frac{t - t_0}{\lambda_{t_0}} \right) e^{-(t-t_0)/\lambda_{t_0}} + (\beta_{2,t_0} e^{-(t-t_0)/\lambda_{t_0}}) \frac{\tau}{\lambda_{t_0}} \right] \exp\left(-\frac{\tau}{\lambda_{t_0}}\right). \tag{13}$$

On the other hand, considering  $b_t = (\beta_{0,t}, \beta_{1,t}, \beta_{2,t}, \lambda_t)$  and calibrating the model at time  $t$ , we obtain

$$f_t(\tau, b_t) = \beta_{0,t} + \left[ \beta_{1,t} + \beta_{2,t} \frac{\tau}{\lambda_t} \right] \exp\left(-\frac{\tau}{\lambda_t}\right), \quad \tau > 0. \tag{14}$$

Note that the expressions referred on (13) and (14) have the same functional form, but with different parameters. Moreover, they coincide in the open set  $]T_1 - t, T_N - t[$ . This means that the two functions overlap in an open set. Using the result proven in [Appendix](#), we conclude that they must overlap in all domain and we obtain the system in (12). ■

Proposition 4.1 states a very strong result. It shows that for *all* times  $t$ , with  $t_0 < t < T_0$ , the parameters of the NS model are nothing but deterministic functions of its parameters at time  $t_0$ . Moreover, these deterministic functions are nonlinear functionals of the original NS components.

Note that we get

- the scale parameter is equal at  $t_0$  and at  $t$ ,  $\lambda_t = \lambda_{t_0}$ ;
- the level parameter is equal at  $t_0$  and at  $t$ ,  $\beta_{0,t} = \beta_{0,t_0}$ ;
- the slope parameter at  $t$ ,  $\beta_{1,t}$ , has the same signal of  $\beta_{1,t_0} + \beta_{2,t_0}((t - t_0)/\lambda_{t_0})$ ;
- the curvature parameter at  $t$ ,  $\beta_{2,t}$ , has the same signal of the curvature parameter at  $t_0$ ,  $\beta_{2,t_0}$ .

Taking into account the previous analysis about the shape of the curve  $f_t$  depending on the ratio  $\beta_{1,t}/\beta_{2,t}$  and noting that  $\beta_{1,t}/\beta_{2,t} = \beta_{1,t_0}/\beta_{2,t_0} + (t - t_0)/\lambda_{t_0}$ , we conclude that  $f_t$  and  $f_{t_0}$  graphs can exhibit different shapes, depending on the value of  $(t - t_0)/\lambda_{t_0}$ . For larger values of  $t$  and lower values of  $\lambda_{t_0}$ , we perchance can observe different shapes.

The results in this section imply that freezing the drift requires constant recalibration of the yield curves, to keep having default-free yield curves within the NS family. Alternatively, using the consistency concept of [3], we show the NS parameterization is *inconsistent* with the LVM assumption.

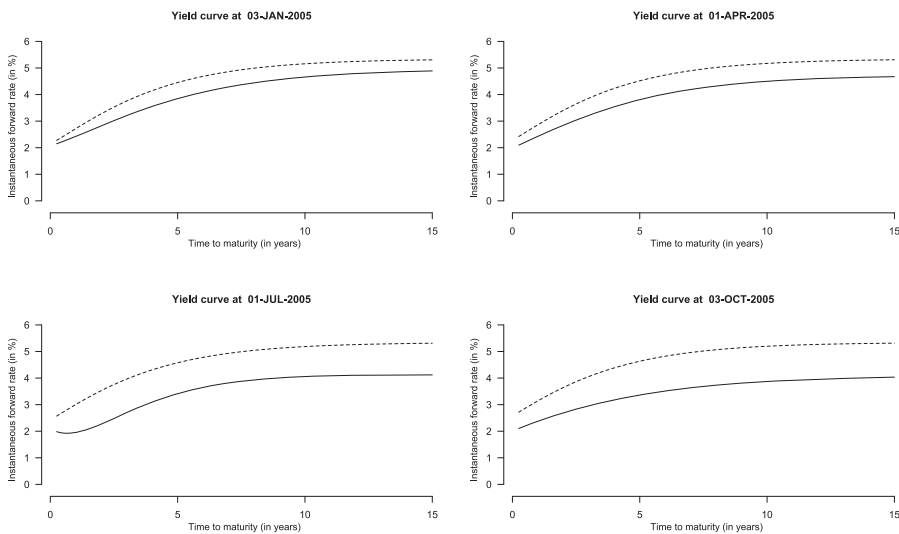
## 5. Market data

In this section, we empirically explore the LVM assumption using real market data on the Euro zone default-free yield curve. The data are provided by the ECB on a daily basis, since mid 2004.

Our main goal is to identify some dates where the LVM assumption may be reasonable and others in which the LVM assumption is not acceptable.

We consider forward-start IRS with initial date,  $T_0$ , 1 year after the contract date  $t_0$ . We present yield curves on four different dates: 3 months, 6 months, 9 months and 1 year after the contract date. Whenever applied, we consider the first business day after the day we were looking for. We represent the yield curve until 15 years, to include swaps with possible long final dates. We use the same rate scale (form 0% to 6%) in all figures, for comparison purposes.

The following graphs compare for the dates referred in the graph title, the ECB constructed yield curve (full line) and the yield curve estimated by us using the LVM Assumption (dashed line).

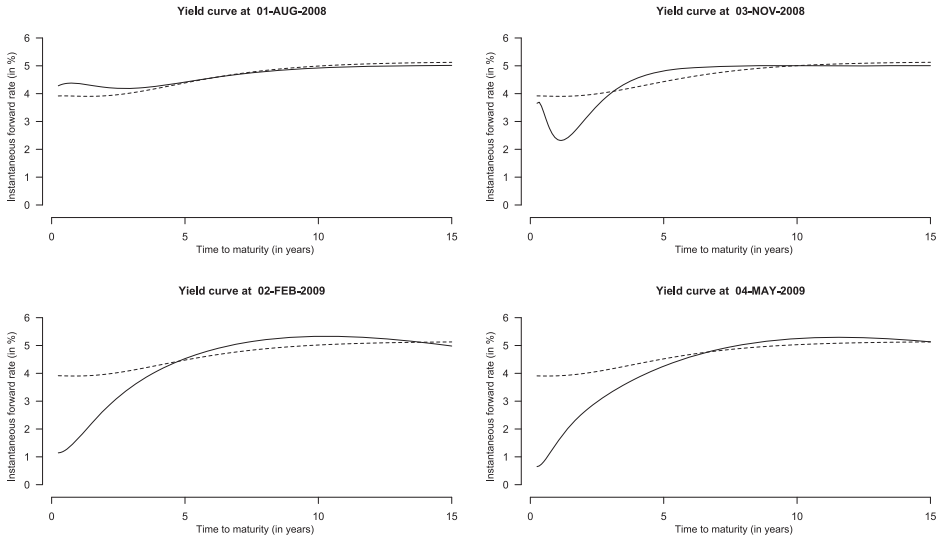


**Figure 3.** Yield curves at 3 January 2005, 1 April 2005, 1 July 2005 and 3 October 2005 based on the annual forward-start IRS with contract date at 1 October 2004. Full line: ECB yield curve at each date in the title; Dashed line: Yield curve at each date in the title, considering the LVM Assumption holds at 1 October 2004.

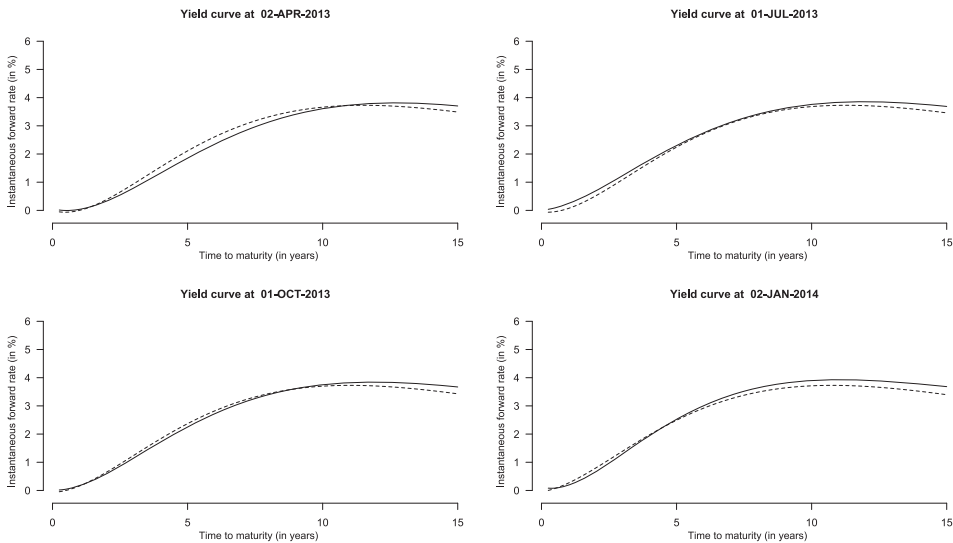
We show the yield curves based on the annual forward-start IRS with initial dates at 1 October 2004, 2 May 2008 and 2 January 2013.

For the IRS with initial date at 1 October 2004 (see Figure 3), we observe that for the first dates the yield curves are closer than for the latest dates.

For the IRS with initial date at 2 May 2008 (see Figure 4), it seems that the LVM Assumption is not applicable. Although at 1 August 2008 the yield curves are not so different, all the remaining



**Figure 4.** Yield curves at 1 August 2008, 3 November 2008, 2 Feb 2009 and 4 May 2009 based on the annual forward-start IRS with contract date at 2 May 2008. Full line: ECB yield curve at each date in the title; Dashed line: Yield curve at each date in the title, considering the LVM Assumption holds at 2 May 2008.



**Figure 5.** Yield curves at 2 April 2013, 1 July 2013, 1 October 2013 and 2 January 2013 based on the annual forward-start IRS with contract date at 2 January 2013. Full line: ECB yield curve at each date in the title; Dashed line: Yield curve at each date in the title, considering the LVM Assumption holds at 2 January 2013.

dates have very large differences. Actually, the shape of the yield curve from 2008 to 2009 changed substantially.

For the IRS with initial date at 2 January 2013 (see Figure 5), the LVM Assumption seems to be applied for all dates. Probably because the shape of the yield curve during 2013 has not changed much.

At this point, we need a way to calculate the distance between the two term structures in each date, in order to compare extensively the differences along the time. Since we are comparing series of the same length, we decided to use the  $L_1$  Minkowski distance.

Recall (for instance from [12]) that the  $L_p$  Minkowski distance between two time series  $X_t = (x_1, x_2, \dots, x_m)$  and  $Y_t = (y_1, y_2, \dots, y_m)$  is given by

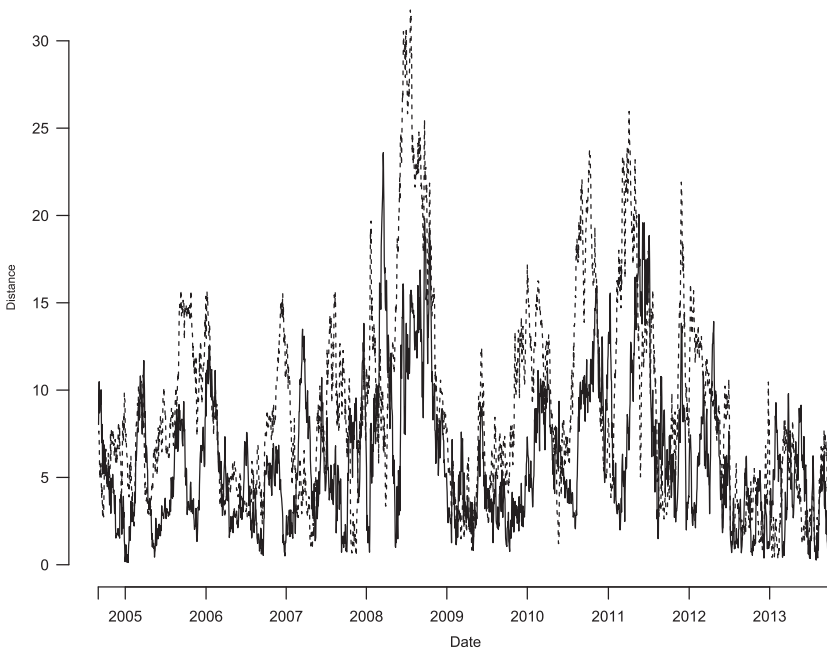
$$d_{MIK}(X_t, Y_t) = \left( \sum_{i=1}^m |x_i - y_i|^p \right)^{1/p}.$$

When  $p = 1$  it is named the Manhattan distance and when  $p = 2$  it is the Euclidean distance.

For each contract date represented with four graphs, we only consider the two first graphs, respectively 3 and 6 months after the contractual date. Further, do the calculations we only consider a 5 years semiannual forward-start IRS. This means that  $\alpha_i = T_0 - t_0 = 0.5$ , for  $i = 1, \dots, N$  and  $T_N - T_0 = 5$ .

**Table 1.**  $L_1$  Minkowski distance between the LVM serie and the ECB serie (for 3 and 6 months).

Contractual date	3 months	6 months
1 October 2004	5.191	6.056
2 May 2008	5.167	12.834
2 January 2013	1.146	5.278



**Figure 6.**  $L_1$  Minkowski distances between the two time series (LVM and ECB), for contractual dates from 6 September 2004 until 15 October 2013. Full line: 3 months; Dashed line: 6 months.

For each contract date we calculated the distance between the two time series:

- LVM series – the expected yield curve if the LVM Assumption holds for a 5 years semiannual forward-start IRS;
- ECB series – the yield curve obtained from the ECB for 3 (and 6) months after the contractual date.

Table 1 summarizes the values obtained.

We also calculate the refereed distances for each contract date from 6 September 2004 until 15 October 2013. We obtained two graphs plotted in Figure 6, one for 3 months and other for 6 months. Obviously, the values in each column of Table 1 are points in each graph. The obtained graphs are represented in Figure 6. The two graphs show that the distances are greater in times in which the yield curve have changed much. This is intrinsically related with the fact that the LVM assumption freezes the yield curve.

## 6. Conclusion

In this paper, we explore the common practice of freezing the drift when dealing with the dynamics of swap interest rates, for the purpose of simulations and pricing or hedging of interest rate derivatives that have swap rates as underlying.

We show that freezing the drift is equivalent to assuming that ratio between of zero coupon bond prices (of all maturities) and the swap level is a LVM, under the swap martingale measure.

Contrary to the existing literature, we do not assume any particular stochastic interest rate model or financial product. We focus, instead, on the general implications of the LVM assumption on the shape and dynamics of the default-free yield curve.

We have shown that the LVM assumption means that the yield curve is frozen from the contract date of an IRS to the beginning of its first effective period. Consequently, we show the LVM assumption imposes a deterministic but nonlinear evolution on the parameters of the popular Nelson Siegel parameterization, which implies inconsistency between the LMV assumption and this parameterization.

Finally, our empirical analysis of the LVM assumption based upon historical Euro area default-free yield curves allowed us to identify since 2004, periods where LVM assumption could be applicable and others in which this was definitely not the case.

## Disclosure statement

No potential conflict of interest was reported by the authors.

## Funding

The research of the authors was partially supported by the Fundação para a Ciência e a Tecnologia through the SANAF project, with reference number UTA CMU/MAT/0006/2009.

## ORCID

R.M. Gaspar  <http://orcid.org/0000-0003-3294-3962>

## References

- [1] C. Beveridge and M. Joshi, *The efficient computation of prices and greeks for callable range accruals using the displaced-diffusion lmm*, Int. J. Theor. Appl. Finance 17 (2014), p. 1450001.
- [2] T. Björk, *Arbitrage in Continuous Time*, 3rd ed., Oxford University Press, Oxford, 2009.
- [3] T. Björk and R.M. Gaspar, *Interest rate theory and geometry*, Portugaliae Math. 67 (2010), p. 321.
- [4] A. Brace and R.S. Womersley, *Exact fit to the swaption volatility matrix using semidefinite programming*, in *ICBI Global Derivatives Conference*, Paris, 2000.

- [5] A. Brace, D. Gatarek and M. Musiela, *The market model of interest rate dynamics*, Math. Finance 7 (1997), pp. 127–155.
- [6] A. Brace, T. Dun and G. Barton, *Towards a central interest rate model*, in *Option Pricing, Interest Rates and Risk Management*, E. Jouini, J. Cvitanic, and M. Musiela, eds., Cambridge University Press, Cambridge, 2001, pp. 278–313. Cambridge Books Online.
- [7] D. Brigo and J. Liinev, *On the distributional distance between the lognormal libor and swap market models*, Quantit. Finance 5 (2005), pp. 433–442.
- [8] D. Brigo and F. Mercurio, *Interest Rate Models-Theory and Practice: With Smile, Inflation and Credit*, Springer Science & Business Media, Berlin, 2007.
- [9] A. Chen and K. Sandmann, *In-arrears term structure products: No arbitrage pricing bounds and the convexity adjustments*, Int. J. Theor. Appl. Finance 15 (2012), pp. 1–24.
- [10] A. d'Aspremont, *Interest rate model calibration using semidefinite programming*, Appl. Math. Finance 10 (2003), pp. 183–213.
- [11] T. Dun, G. Barton and E. Schlögl, *Simulated swaption delta-hedging in the lognormal forward libor model*, Int. J. Theor. Appl. Finance 4 (2001), pp. 677–709.
- [12] N. Dunford and J.T. Schwartz, *Linear Operators, Vol. 1*, Interscience, New York, 1963. (1958).
- [13] R.M. Gaspar and A. Murgoci, *Convexity adjustments for ATS models*, in *Encyclopedia of Quantitative Finance*, R. Cont, ed., Wiley Finance, Chichester, 2010.
- [14] L. Grzelak and C. Oosterlee, *An equity-interest rate hybrid model with stochastic volatility and the interest rate smile*, J. Comput. Finance 15 (2012), pp. 45–77.
- [15] O. Kurbanmuradov, K. Sabelfeld and J. Schoenmakers, *Lognormal approximations to libor market models*, J. Comput. Finance 6 (2002), pp. 69–100.
- [16] R. Mahfoudhi, *Credit default swap trees*, J. Credit Risk 7 (2011), pp. 3–37.
- [17] M. Musiela, *Stochastic PDES and term structure models*, Journées Internationales de Finance, IGR-AFFI, La Baule (1993).
- [18] C.R. Nelson and A.F. Siegel, *Parsimonious modeling of yield curves*, J. Bus. 60 (1987), p. 473.
- [19] R. Rebonato, *Interest-rate Option Models: Understanding, Analysing and Using Models for Exotic Interest-rate Options*, John Wiley & Sons Ltd, Chichester, 1996.
- [20] E. Schlögl, *A multicurrency extension of the lognormal interest rate market models*, Finance Stochast. 6 (2002), pp. 173–196.
- [21] D.F. Schrager and A.A.J. Pelsser, *Pricing swaptions and coupon bond options in affine term structure models*, Math. Finance 16 (2006), pp. 673–694.

## Appendix

**Theorem A.1:** *Functions  $f$  and  $g$  have domain  $\mathbb{R}$  and functional forms*

$$f(x) = a + (b + cx) \exp(dx), \quad x \in \mathbb{R} \quad (\text{A1})$$

and

$$g(x) = a_1 + (b_1 + c_1x) \exp(d_1x), \quad x \in \mathbb{R}. \quad (\text{A2})$$

If they overlap in an open set  $I \subseteq \mathbb{R}$ , then they overlap in  $\mathbb{R}$ , that is,

$$f(x) = g(x), \quad x \in I \implies f(x) = g(x), \quad x \in \mathbb{R}.$$

**Proof:** Let us consider functions  $f$  and  $g$ , with functional forms (A1) and (A2), and an open set  $I \subseteq \mathbb{R}$ . Let us suppose that  $f(x) = g(x)$ ,  $x \in I$ .

Calculating the first derivative of  $f$  we obtain

$$\begin{aligned} f'(x) &= c \exp(dx) + d(b + cx) \exp(dx) \\ &= c \exp(dx) + df(x) - ad. \end{aligned}$$

Note that

$$c \exp(dx) = f'(x) - df(x) + ad. \quad (\text{A3})$$

Using the previous derivative and the equality (A3), we calculate the following derivatives

$$\begin{aligned} f''(x) &= cd \exp(dx) + df'(x) \\ &= f'(x) - df(x) + ad + df'(x) \end{aligned}$$

and

$$\begin{aligned} f'''(x) &= f''(x) - df'(x) + df''(x) \\ &= f''(x) + d(f''(x) - f'(x)). \end{aligned}$$

Since  $f(x) = g(x)$  for  $x \in I$ , their derivatives also coincide in this interval,

$$f(x) = g(x) \wedge f'(x) = g'(x) \wedge f''(x) = g''(x) \wedge f'''(x) = g'''(x), \quad x \in I$$

Simplifying separately each equation, we obtain

$$\begin{aligned} f'''(x) = g'''(x), \quad x \in I &\Leftrightarrow f''(x) + d(f''(x) - f'(x)) = g''(x) + d_1(g''(x) - g'(x)) \\ &\Leftrightarrow f''(x) + d(f''(x) - f'(x)) = f''(x) + d_1(f''(x) - f'(x)) \\ &\Leftrightarrow (f''(x) - f'(x))(d - d_1) = 0 \\ &\Leftrightarrow d_1 = d. \end{aligned}$$

Using the fact that  $d_1 = d$ , we have

$$\begin{aligned} f''(x) = g''(x), \quad x \in I &\Leftrightarrow f'(x) - df(x) + ad + df'(x) = g'(x) - d_1g(x) + a_1d_1 + d_1g'(x) \\ &\Leftrightarrow f'(x) - df(x) + ad + df'(x) = f'(x) - df(x) + a_1d + df'(x) \\ &\Leftrightarrow a_1 = a. \end{aligned}$$

Using the equalities  $a_1 = a$  and  $d_1 = d$ , we conclude that

$$\begin{aligned} f'(x) = g'(x), \quad x \in I &\Leftrightarrow c \exp(dx) + df(x) - ad = c_1 \exp(d_1x) + d_1g(x) - a_1d_1 \\ &\Leftrightarrow c \exp(dx) + df(x) - ad = c_1 \exp(dx) + df(x) - ad \\ &\Leftrightarrow c_1 = c. \end{aligned}$$

Finally, using  $a_1 = a$ ,  $c_1 = c$  and  $d_1 = d$ , we prove that

$$\begin{aligned} f(x) = g(x), \quad x \in I &\Leftrightarrow a + (b + cx) \exp(dx) = a_1 + (b_1 + c_1x) \exp(d_1x) \\ &\Leftrightarrow b_1 = b. \end{aligned}$$

Summarizing  $a = a_1 \wedge b = b_1 \wedge c = c_1 \wedge d = d_1$ , which means that  $f(x) = g(x)$ ,  $x \in \mathbb{R}$ . ■